

Your regional specialist for automatic doors



KABA®

KABA®

Swing-door drive unit FDC and F4

Compact. Universal. Reliable.

© Kaba Gilgen AG, CH-3150 Schwarzenburg, www.kaba-gilgen.ch, changes reserved P.11.01.01/2007.03

Manufacturer:

Kaba Gilgen AG
Freiburgstrasse 34
CH-3150 Schwarzenburg, Switzerland
Tel. +41 31 734 41 11
Fax +41 31 734 43 79

www.kaba-gilgen.ch



Trouble-free

Manually operated swing doors can be automated even after installation. Trouble-free opening and closing improves access and makes life easier for users.

Contact-free

The contact-free use of automatic doors constitutes a great contribution to manual hygiene, as there is no need to touch possibly soiled door handles in places such as public toilets.

Well-being

Automated door closure helps keep out airborne dust, wind gusts, odours and noise. The sense of well-being and security is enhanced by freely-configurable monitoring elements and additional functions.

Design

Structural considerations involving modern, attractive design are catered for with individual colour options, translucent door elements and a range of individually customized doors. The simple lines of the smooth-running drive mechanism are designed to slip into any set of planning specifications and circumstances.

Our FDC and F4 swing-door drive units permit the automation of new or existing doors of virtually any weight.



The convenient, high-performance solution

Automation considerably enhances the user comfort of a traditional, manually-operated door. The flow of pedestrian traffic is increased. Cumbersome, difficult-to-open doors become much easier to use. A motion detector can be used to provide contact-free access. Reliable door closure prevents a loss of valuable heated or cooled air in the building, resulting in big energy savings.

The swing-door drive unit supports such management functions as controlled access and fire safety. Movement is monitored by a series of standard- and norm-compliant safety elements.

The automation of lightweight interior doors ...



FDC swing-door drive units increase the user-friendliness of manually-operated doors, by making them considerably easier to open and close.

... and heavy, traditional doorways



Heavy doors open effortlessly thanks to the F4 drive unit, which also allows contact-free access.

Flexible and functional applications

Wherever people work, travel, live, are cared for or congregate, there is a need for doors to facilitate or control their comings and goings. The automation of

doors offers smooth access with unobstructed entry and exit. These drive mechanisms are ideal for use in public buildings, hospitals, hotels, airports, and industrial and commercial premises.

Maximum performance

Swing-door drive units are ideal both for new installations and building upgrades. Lightweight doors, heavy gates and even fire-rated doors can be automated without difficulty.

Universal

The wide range of functions offered helps create user-friendly access, while providing individual configuration of operating functions.

Maximum availability

The use of top-quality components guarantees availability to match, plus a long service life and minimal maintenance.

Smooth, quiet operation

The electromechanical drive unit is designed to ensure smooth, low-noise operation and clean running (no oil leaks).

Control and reliability



"Automatic/Manual/Open" program switch integrated into FDC unit.

External program switch for F4: "Automatic/Manual/Open/Exit/Night".

Individual adaptation to operating functions



The wide range of functions helps provide user-friendly automatic access and also a safe operation of fire-rated doors.

User-friendly

Hands-free operation is actuated by a movement sensors or other impulse elements. The various operating modes can be selected via a program switch.

Possible control elements

- Radars, sensors, movement detectors, remote control, foot switch or door-catch contact as opening elements for inside or outside
- Key-operated switch for operating the locked door from outside at night
- External program switch

Reliable operation

Power is intelligently harnessed in order to monitor the system and provide

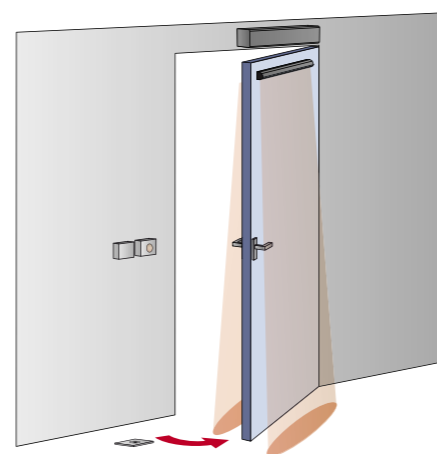
smooth operation with maximum reliability and security. Safety and security elements can include, depending on the building design, light barriers (photoelectric cells) or light scanners.

Tried-and-tested for safety

Our TÜV-tested drive mechanism is designed for the convenient, automatic operation of standard doors, and can be supplied with reliable fire-protection options when used to operate fire-rated doors.

Available safety and security elements

- Sensor strip or light barriers (photoelectric cells)
- Dry contact for "Door in Operation" indication signal
- Emergency OFF switch



Safety sensors with configurable functions "Reverse" and "Stop" functions offer additional protection at the pinch points and in the event of oncoming traffic.

Fully functional

The door is opened by an electric motor, while closure is via a spring mechanism, which can be motor-assisted when required. The integrated damper unit stops the door from slamming shut. If there is a power cut, the door can be closed by means of its spring mechanism from any position. The FDC-E drive unit closes without spring assistance, i.e. under motor power only.

A range of individual extra functions is also available:

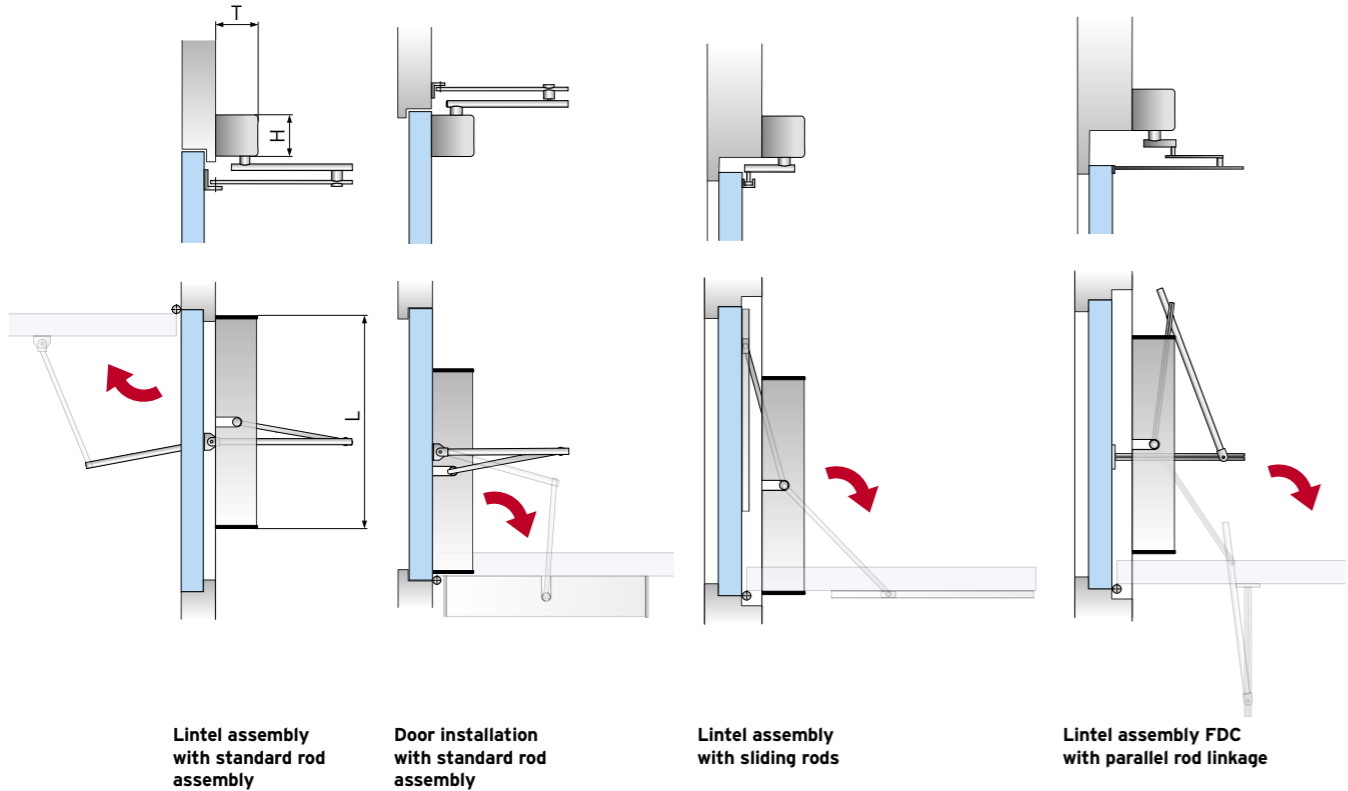
- Reinforced closure
- Push and go function
- Adjustable opening width
- Safety monitoring with automatic stop/reverse mechanism
- Progressive regulation of opening and closing speed, hold-open time and motor power
- Optical/acoustic signal during movement of door mechanism
- Automatic closing sequence control for two-winged (bi-parting) systems
- Dry contact for further processing of information at a central building-control point, or the connection of an electric lock, door open/shut signal, error display

Installation and configuration options

Flexible installation

This universal drive mechanism can be combined with suitable accessories to provide reliable operation in any situation.

| Dimensions | FDC | F4 |
|------------|--------|--------|
| L | 530 mm | 756 mm |
| D | 100 mm | 165 mm |
| H | 104 mm | 149 mm |

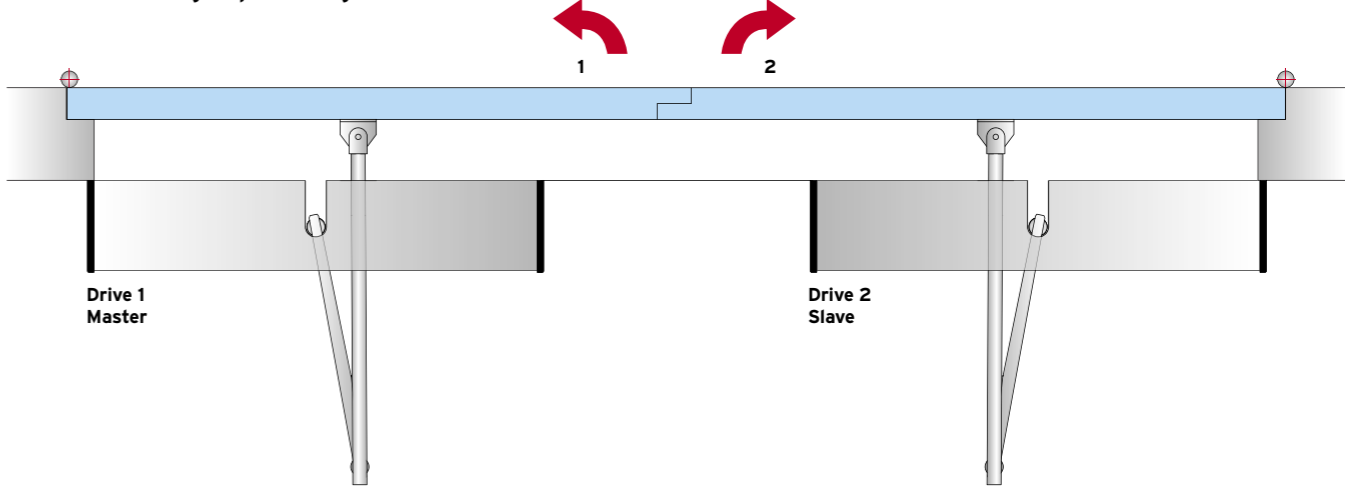


Decorative elements with a range of colours to choose from allow customers to create a stylish finish. They can be attached to the casing of the FDC unit.



Option: single casing for both drive assemblies.

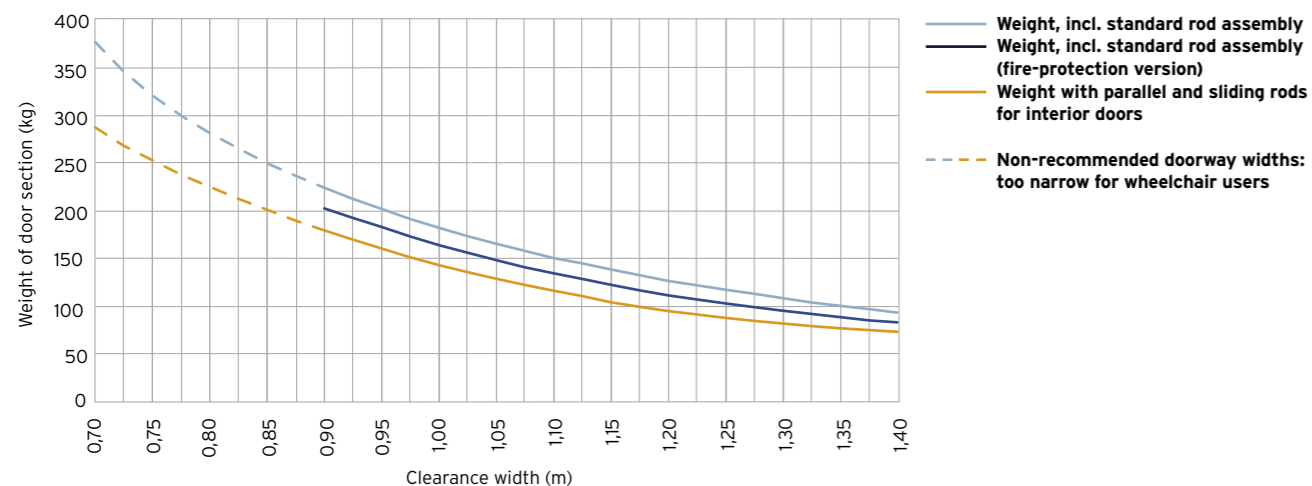
Electronic closing sequence regulation



Two-winged (bi-parting) doors with two drive assemblies (master and slave).

Range of uses and applications

Application range FDC



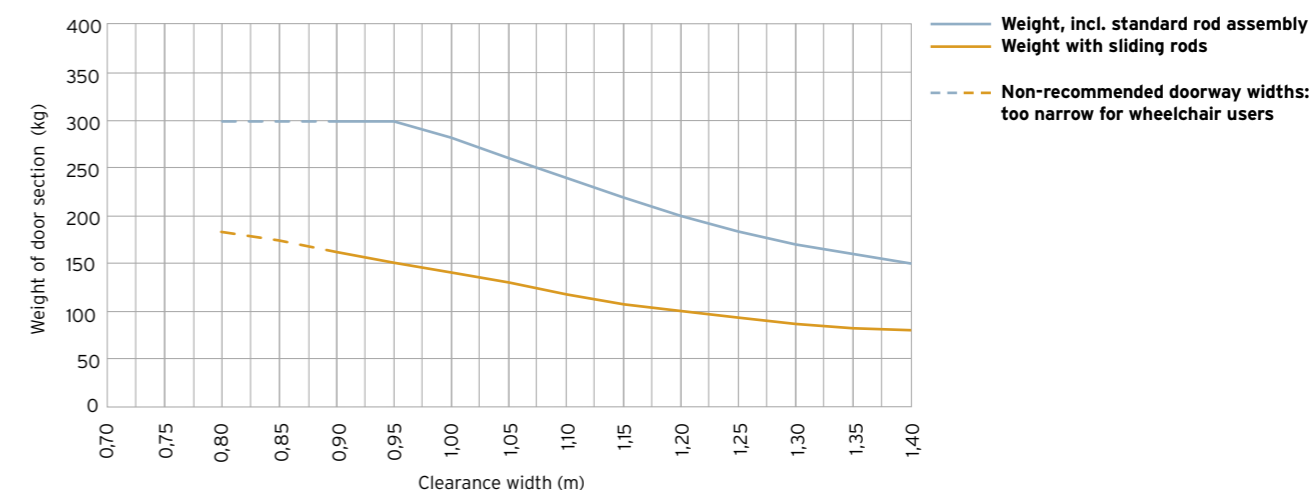
Technical specifications: FDC

| | |
|-------------------------------------|---|
| Mains supply | 230 V, 50 Hz, 10/13 A or 115 V, 60 Hz, 10 A |
| Motor power consumption | <100 W |
| Ambient temperature | -15 °C to +70 °C |
| Use in dry rooms | Max. relative air humidity 65 % |
| Door-opening angle | 70 – 95° |
| Opening speed | adjustable to 30 – 100 % |
| Closing speed | with mains operation, adjustable to 30 % – 100 %, fixed if there is a power failure |
| Hold-open time | 1 – 30 sec (adjustable) |
| Driving power | 60 – 100 % (adjustable) |
| TÜV-tested | conforming to DIN 18650 |
| Dimensions | 530 × 100 × 104 mm |
| Weight, incl. standard rod assembly | 11,3 kg |

Basic planning data

| | FDC | FDC-E | FDC-B for Fire-rated doors |
|--|---|---|---|
| Door-panel width | max. 700 – 1400 mm | max. 700 – 1400 mm | max. 900 – 1400 mm |
| Active range | Doors EN 3 – 6 | Doors EN 3 – 6 | Doors EN 4 – 6 |
| Opening and closing | Motor-actuated opening, closure by spring force. The spring provides improved closing power to reinforce the shutting action. | Motor-actuated opening and closing, lower closing force, less suitable for outside doors. | Motor-actuated opening, closure by spring force. |
| Closing function in the event of a power failure/ fire alarm | The door closes under full control by spring action from any position (self-closure if power fails). | The door remains in its present position. It must be closed manually. | If a fire alarm is activated, the door closes under full control from any position by means of spring action. |
| Opening function in the event of a power failure/fire alarm | – | – | – |

Application range F4



Technical specifications: F4

| | |
|-------------------------------------|--|
| Mains supply | 230 V, 50 Hz, 10/13 A |
| Motor power consumption | 0,26 kW |
| Ambient temperature | -15 °C to +50 °C |
| Use in dry rooms | Max. relative air humidity 65 % |
| Max. swing angle of drive shaft | 210° |
| Opening time for 180° | 3,5 – 8 sec |
| Closing speed | Spring-powered closing: adjustable Motor-actuated closure: 2 speeds, selectable |
| Hold-open time | 0 – 30 sec |
| TÜV-tested | conforming to DIN 18650 |
| Dimensions | 756 × 165 × 149 mm |
| Weight, incl. standard rod assembly | 22 kg |

Basic planning data

| | F4 |
|--|--|
| Door-panel width | max. 900 – 1400 mm |
| Active range | Doors EN 3 – 6 (EN 1154) |
| Opening and closing | Motor-actuated opening, closure by spring force or motor (selectable). |
| Closing function in the event of a power failure | The door closes under full control by spring action from any position (self-closure if power fails). |
| Opening function in the event of a power failure | Option: the door opens by spring action and remains in its open position until the power supply returns. |